

Police Corporate Data Model (CorDM)

Guide to the CorDM Web Site

REFERENCE:

AUTHOR: Information Standards Team


VERSION NUMBER: 7.1

DATE: 30 April 2010

© NPIA (National Policing Improvement Agency) 2010

All rights reserved. No part of this publication may be reproduced, modified, amended, stored in any retrieval system or transmitted, in any form or by any means, without the prior written permission of the National Policing Improvement Agency or its representative.

Product Control Page

Authors:	Information Standards Team	
Address:	National Policing Improvement Agency New Kings Beam House 22 Upper Ground London SE1 9QY	 mail to: isg@npia.pnn.police.uk

Sign Off Authorised By:			
Name	Responsibility	Signature	Date
CorDM / CorXML QA Review Panel			

Issue Control:		
Version	Date	Description
0.1	March 2005	First Draft
1.0	March 2005	Changes following Internal Review.
2.0	March 2005	Changes following External Review.
3.0	October 2005	Changes following Internal Review.
3.0	November 2005	Changes following External Review.
3.1	14 th July 2006	Draft for Release 5.1 for Internal Review.
4.0	20 th July 2006	Changes following Internal Review.
4.1	November 2006	Draft Changes for Release 6.0.
5.0	30 th November 2006	Changes following Internal Review.
6.0	17 th January 2007	Updated to Release 6.
7.0	30 th November 2007	Updated to Release 7.
7.1	30 th April 2010	Updated to Release 7.1.

Table of Contents

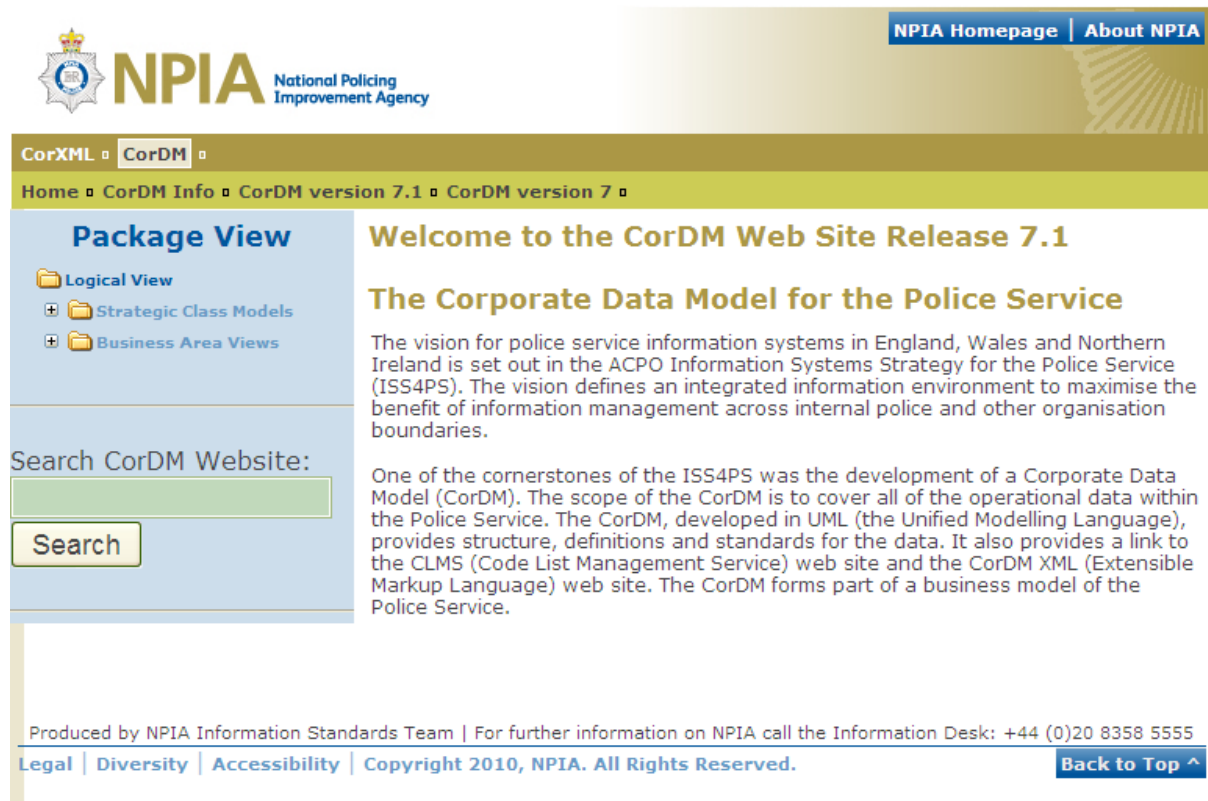
Police Corporate Data Model (CorDM)	1
Product Control Page	2
1 Introduction	4
2 Home Page	4
3 CorXML/CorDM Tab	4
4 CorDM Website Content	4
5 Package View	5
5.1 BUSINESS AREA VIEW PACKAGE: CRIME	5
5.2 BUSINESS AREA VIEW CLASS DIAGRAM: CRIME PARTY ROLES	6
5.3 CLASS: POLICE WORKER	7
5.4 ATTRIBUTE: EMPLOYEE PAY NUMBER ID	7
6 Documentation View	8
6.1 CORDM INFO PAGE	8
6.2 CORDM VERSION 7.1 PAGE	9
6.2.1 Business Areas.	10
6.2.2 Data Specifications	10
6.2.3 Model Change Report	10
6.3 CORDM VERSION 7 PAGE	11
7 Appendices	12
7.1 APPENDIX A: ACRONYMS AND ABBREVIATIONS	12
7.2 APPENDIX B: GLOSSARY OF TERMS	12

1 Introduction

This document is a guide to navigating the NPIA Police Corporate Data Model (CorDM) Web Site.

2 Home Page

This is the page that appears upon entering the CorDM Web Site



The screenshot shows the NPIA Home Page for the CorDM Web Site. At the top left is the NPIA logo (National Policing Improvement Agency). To the right are links for 'NPIA Homepage' and 'About NPIA'. Below the logo is a navigation bar with 'CorXML' and 'CorDM' tabs, with 'CorDM' being the active tab. Below this is a breadcrumb trail: 'Home > CorDM Info > CorDM version 7.1 > CorDM version 7'. The main content area is split into two columns. The left column is titled 'Package View' and contains a tree structure with 'Logical View' expanded, showing 'Strategic Class Models' and 'Business Area Views'. Below this is a search box labeled 'Search CorDM Website:' with a 'Search' button. The right column is titled 'Welcome to the CorDM Web Site Release 7.1' and 'The Corporate Data Model for the Police Service'. It contains a paragraph about the vision for police service information systems and another paragraph about the development of the CorDM. At the bottom of the page, there is a footer with contact information for the NPIA Information Standards Team, a copyright notice for 2010, and a 'Back to Top' button.

3 CorXML/CorDM Tab

At the top of the screen are the CorXML and CorDM tabs, the CorDM tab being active upon entering the site. Clicking upon the CorXML tab will take the user to the CorXML site.

4 CorDM Website Content

The site is divided into a left and right side.

The left side (**Package view**) contains an extract of the CorDM model from Rational Rose, the modelling tool that maintains the CorDM.

The right side (**Documentation View**) contains additional documentation associated with the CorDM.

5 Package View

The CorDM class model diagrams can be viewed on all pages of the web site through the Package View Browser.

By clicking on the various parts of the tree structure, all diagrams, classes and attributes and associated documentation of the CorDM can be navigated and viewed.

The Strategic Class Model contains 24 top level Strategic Class packages including diagrams, classes, attributes and relationships that depict the underlying logical structure of the CorDM.

The Business Area Views contains 28 Business Area View packages including diagrams that re-use selected classes, attributes, and relationships from the Strategic Model to represent the likely scope of the main business areas of the police service

5.1 Business Area View Package: Crime

The screenshot shows the CorDM web site interface. At the top, there is a navigation bar with 'CorXML' and 'CorDM' dropdown menus. Below this is a breadcrumb trail: 'Home > CorDM Info > CorDM version 7.1 > CorDM version 7'. The main content area is titled 'Package View' and is split into two columns. The left column is a tree view showing the hierarchy of packages. The right column displays the details for the 'Crime' package, including its documentation, parent package, and a table of contained items.

Package View

- Logical View
 - Strategic Class Models
 - Business Area Views
 - Administer Alarms
 - Aliens
 - Arrest and Detain
 - Call Handling
 - Casualty Bureau
 - Community Safeguard
 - Crime
 - Crime Pattern Analysis
 - Firearms
 - Incident
 - Intelligence Management
 - Liquor Licence
 - Manage Case File
 - National Intelligence Model
 - Patrol
 - PNC Custody
 - PNC Drivers
 - PNC Stolen Property
 - PNC Vehicles
 - PNC Wanted
 - Public Protection
 - Read Number Plates (ANPR)
 - Road Traffic Collision
 - Stop and Search
 - Traffic Management
 - VP/FPO
 - Warrants
 - Watch Scheme

Package: Crime

Documentation:

Crime relates to the data associated with the various activities that are carried out during the investigation of a crime. The package has been broken down into diagrams representing sub-business areas of crime.

Package Properties:

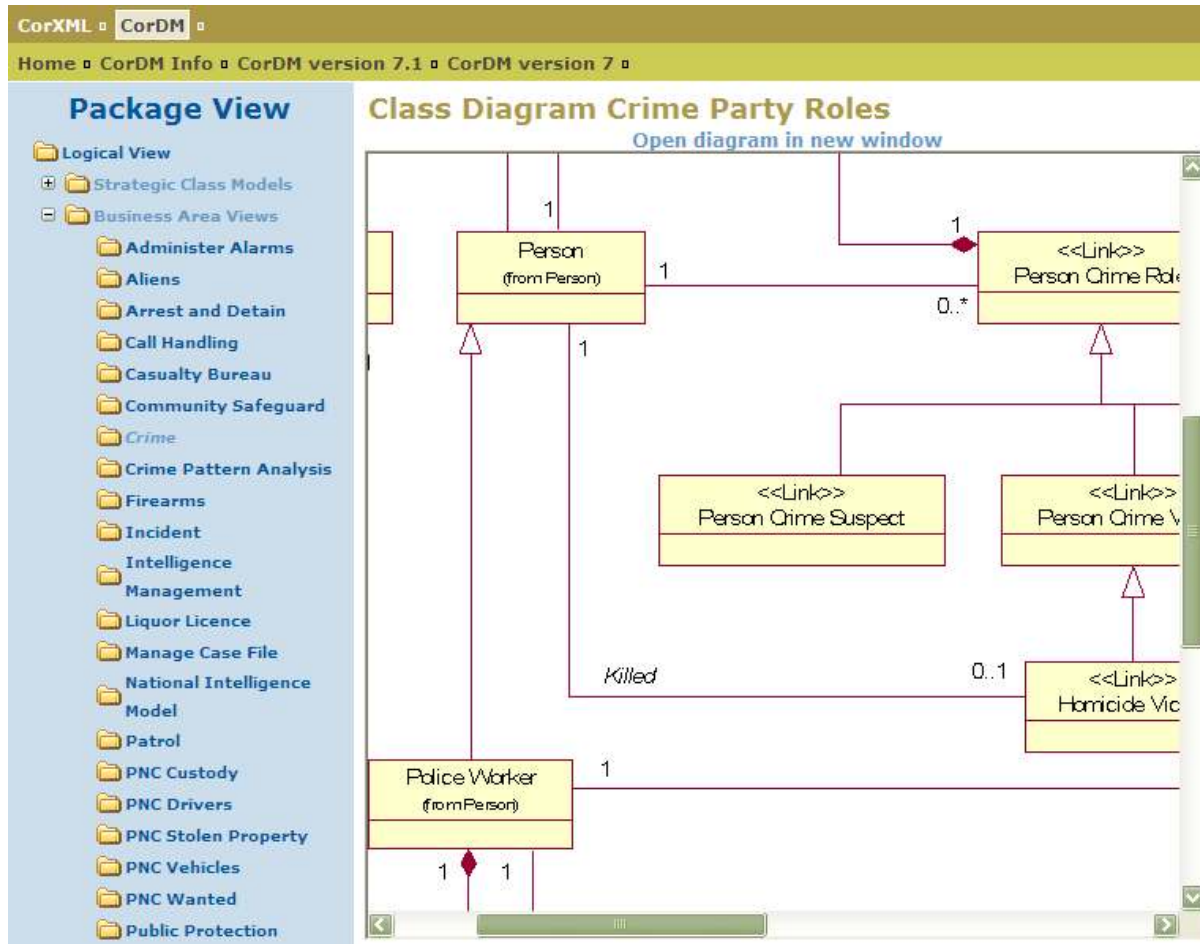
Parent Package : Business Area Views

Contained Items:

Class Diagrams:

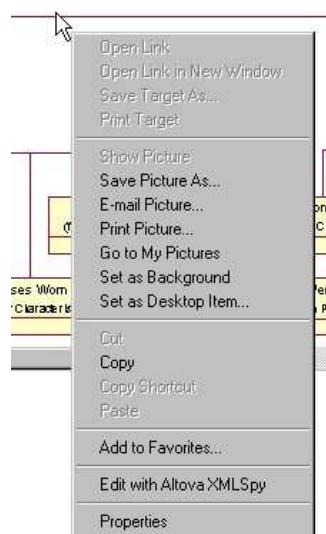
Crime Evidence Tracking	Crime Financial Evidence	Crime Forensic Testing
Crime Generic Category	Crime Interviews	Crime Links and Classification
Crime Party and Body Part Info	Crime Party Roles	Crime Person Evidence Collection
Crime Physical Object Roles	Crime Scene	Crime Search
Crime Surveillance and Intelligence	Crime Visits and House Enquiries	Fingerprint and Footmark

5.2 Business Area View Class Diagram: Crime Party Roles



Click on the "Open diagram in a new window" link and a full sized window of the diagram opens

It is possible to print and/or save these class model diagrams from your web browser by clicking the right mouse button on the diagram. This pops up a menu from which you can either save or print the diagram.



5.3 Class: Police Worker

By clicking on the class Police Worker in the Crime Party Role diagram the details of that class will be displayed.

The screenshot shows the CorDM web site interface. On the left is a 'Package View' tree with 'Person' expanded. The main content area is titled 'Class: Police Worker' and includes the following sections:

- Documentation:** A subclass of Person that is a Person who is recorded in a police Human Resources system.
- Class Properties:**
 - Parent Package : Person
 - Inheritance Parents : Person
 - Inheritance Children : Police Officer
- Contained Items:**
 - Attributes:**

Class	Employee Pay Number ID
Expected Retirement Date	Leaving Date
Pensionable Start Date	Reference Number
Service Start Date	
 - Associations:**

Police Worker-Authorising Officer	Police Worker-Bail Condition Supervisor
Police Worker-Crime Scene Role	Police Worker-Custody Officer
Police Worker-Detention Reviewing Officer	Police Worker-Equipment Allocation
Police Worker-Fingerprint Match First Checker	Police Worker-Fingerprint Match Second Checker

5.4 Attribute: Employee Pay Number ID

By clicking on the attribute Employee Pay Number ID the details of that attribute will be displayed.

The screenshot shows the CorDM web site interface. On the left is a 'Package View' tree with 'Person' expanded. The main content area is titled 'Attribute: Employee Pay Number ID' and includes the following sections:

- Documentation:** The reference, unique within an individual Police Force, that identifies the Police employee throughout their employment by that force for the purpose of their payment.
- Attribute Properties:**
 - Parent Class : Police Worker
 - Type : String15

6 Documentation View

These pages contain downloadable documents relating to the CorDM. The documents that are displayed depend upon the tab (Home/CorDM Info/CorDM Version 10/CorDM Version 7) that is currently active.

6.1 CorDM Info Page

The screenshot shows the CorDM Info page with a navigation menu on the left and a list of documents on the right. The navigation menu includes 'Package View' with sub-items 'Logical View', 'Strategic Class Models', and 'Business Area Views'. Below the menu is a search box labeled 'Search CorDM Website:' with a 'Search' button. The main content area is titled 'CorDM Info' and lists four documents:

Document Title	File Name	Date	Size
Guide to the CorDM Web Site:	Guide to the CorDM Web Site.pdf	May-2010	24K
Guide to the CorDM Change Management Process:	Guide to the CorDM Change Management Process.pdf	Apr-2010	121K
Guide to the CorDM ver 7.1:	Guide to the CorDM ver7.1.pdf	May-2010	470K
Information Standards Problem/Requirement Form:	Information Standards Problem Requirement Form.doc	Nov-2007	38K

This page consists of the following downloadable documents:

- **Guide to the CorDM Website** – explains all the functionality of the website.
- **Guide to the CorDM Change Management Process** – describes how requests for changes to the CorDM are administered.
- **Guide to the CorDM v7.1** – explains the structure and content of the CorDM and also gives advice on how to use the CorDM.
- **Information Standards Problem/Requirement Form** – enables you to formally request a change to the CorDM upon completion and submission of this form.

6.2 CorDM Version 7.1 Page

CorXML ▾ CorDM ▾

Home ▾ CorDM Info ▾ CorDM version 7.1 ▾ CorDM version 7 ▾

Package View

- Logical View
 - Strategic Class Models
 - Business Area Views

Search CorDM Website:

Search

CorDM Version 7.1

Business Areas:

Administer Alarms.pdf	May-2010	75K
Arrest and Detain.pdf	May-2010	171K
Call Handling.pdf	May-2010	80K
Casualty Bureau.pdf	May-2010	118K
Community Safeguard.pdf	May-2010	136K
Crime Pattern Analysis.pdf	May-2010	102K
Crime.pdf	May-2010	213K
Firearms.pdf	May-2010	127K
Incident.pdf	May-2010	117K
Intelligence Management.pdf	May-2010	118K
Liquor Licence.pdf	May-2010	87K
Manage Case File.pdf	May-2010	181K
National Intelligence Model.pdf	May-2010	143K
Patrol.pdf	May-2010	82K
PNC Custody.pdf	May-2010	76K
PNC Drivers.pdf	May-2010	89K
PNC Stolen Property.pdf	May-2010	84K
PNC Vehicles.pdf	May-2010	95K
PNC Wanted Missing.pdf	May-2010	99K
Public Protection.pdf	May-2010	96K
Read Number Plates.pdf	May-2010	104K
Register Aliens.pdf	May-2010	92K
Road Traffic Collision Investigation.pdf	May-2010	99K
Stop and Search.pdf	May-2010	292K
Traffic Management.pdf	May-2010	114K
VP-FPO.pdf	May-2010	128K
Warrants.pdf	May-2010	105K
Watch Scheme.pdf	May-2010	82K

Data Specification:

CorDM v7.1 Data Types Report.doc	Apr-2010	350K
CorDM GDSC Mapping 2.0.pdf	May-2010	176K
CorDM v7.1 Object Catalogue Report.doc	Apr-2010	5.7M
CV Change Report Rel 7 to Rel 7_1.pdf	May-2010	108K

Approved CorDM Version 7.1 code lists may be viewed at:
www.joinedupsystems.net

Model Change Report:

CorDM Change Report v7 to v7.1.doc	May-2010	364K
--	----------	------

CorDM Version 7.1 Page (cont)

This page consists of the following downloadable documents:

6.2.1 Business Areas.

Documents that contain an overview summary and copies of the Rational Rose diagrams for each Business Area View.

6.2.2 Data Specifications

- **CorDM ver7.1 Data Types Report** – shows the validation requirements that each data type imposes, including the basic type, such as integer, string, date etc. and any further restriction such as length and minimum & maximum values.
- **CorDM GDSC Mapping 2.0** - provides a map of the GDSC data attributes against those of the CorDM.
- **CorDM ver7.1 Object Catalogue Report** - provides a list of classes held within the CorDM and for each, lists its attributes along with their definition and the standards they comply with.
- **CV Change Report Rel 7 to Rel 7_1** - provides a summary of changes made to the Constrained Values (CV) tables referenced by the CorDM, as it evolved from release 7 to release 7.1.
- **CorDM CV Tables** – A link to the approved CorDM ver7.1 CV tables on the CLMS (Code List Management System) is provided.

6.2.3 Model Change Report

- **CorDM Change Report V7 to V7.1**– outlines the details of changes that have occurred during the progression of CorDM from version 7 to version 7.1.

6.3 CorDM Version 7 Page

Information and documents from the previous version of CorDM.

The screenshot shows the CorDM website interface. At the top, there are navigation tabs for 'CorXML' and 'CorDM'. Below that is a breadcrumb trail: 'Home > CorDM Info > CorDM version 7.1 > CorDM version 7'. The main content area is divided into two columns. The left column has a 'Package View' section with a tree structure showing 'Logical View', 'Strategic Class Models', and 'Business Area Views'. Below this is a search bar labeled 'Search CorDM Website:' with a 'Search' button. The right column is titled 'CorDM Version 7.1' and contains two sections: 'Business Areas:' and 'Data Specification:'. Each section lists documents with their names, dates, and sizes. The 'Business Areas' list includes documents like 'Administer Alarms.pdf', 'Arrest and Detain.pdf', 'Call Handling.pdf', etc. The 'Data Specification' list includes 'CorDM v7.1 Data Types Report.doc', 'CorDM GDSC Mapping 2.0.pdf', etc. At the bottom of the 'Data Specification' section, there is a note: 'Approved CorDM Version 7.1 code lists may be viewed at: www.joinedupsystems.net'. Below that is a 'Model Change Report:' section with one document: 'CorDM Change Report v7 to v7.1.doc'.

Document Name	Date	Size
Administer Alarms.pdf	May-2010	75K
Arrest and Detain.pdf	May-2010	171K
Call Handling.pdf	May-2010	80K
Casualty Bureau.pdf	May-2010	118K
Community Safeguard.pdf	May-2010	136K
Crime Pattern Analysis.pdf	May-2010	102K
Crime.pdf	May-2010	213K
Firearms.pdf	May-2010	127K
Incident.pdf	May-2010	117K
Intelligence Management.pdf	May-2010	118K
Liquor Licence.pdf	May-2010	87K
Manage Case File.pdf	May-2010	181K
National Intelligence Model.pdf	May-2010	143K
Patrol.pdf	May-2010	82K
PNC Custody.pdf	May-2010	76K
PNC Drivers.pdf	May-2010	89K
PNC Stolen Property.pdf	May-2010	84K
PNC Vehicles.pdf	May-2010	95K
PNC Wanted Missing.pdf	May-2010	99K
Public Protection.pdf	May-2010	96K
Read Number Plates.pdf	May-2010	104K
Register Aliens.pdf	May-2010	92K
Road Traffic Collision Investigation.pdf	May-2010	99K
Stop and Search.pdf	May-2010	292K
Traffic Management.pdf	May-2010	114K
VP-FPO.pdf	May-2010	128K
Warrants.pdf	May-2010	105K
Watch Scheme.pdf	May-2010	82K
Data Specification:		
CorDM v7.1 Data Types Report.doc	Apr-2010	350K
CorDM GDSC Mapping 2.0.pdf	May-2010	176K
CorDM v7.1 Object Catalogue Report.doc	Apr-2010	5.7M
CV Change Report Rel 7 to Rel 7_1.pdf	May-2010	108K
Approved CorDM Version 7.1 code lists may be viewed at: www.joinedupsystems.net		
Model Change Report:		
CorDM Change Report v7 to v7.1.doc	May-2010	364K

7 Appendices

7.1 Appendix A: Acronyms and Abbreviations

Abbreviations	Name
CorDM	Corporate Data Model
CorXML	Corporate XML
CV	Constrained Values
CLMS	Code List Management System
GDSC	Government Data Standards Catalogue
XMI	XML Metadata Interchange
XML	eXtensible Mark-up Language
UML	Unified Modelling Language

7.2 Appendix B: Glossary Of Terms

Attribute A named property of a class that describes a range of values that instances of the property may hold. e.g. 'height' is a property of a Person.

Class A description of a set of objects that share the same attributes, operations, and relationships. e.g. 'Person' is a class which is a description of different objects (Mary, James).

Data Type The means of describing the valid range of values, e.g. Date, String, Indicator, that can be applied to one or more attributes.

Object An entity with a well-defined boundary and identity that encapsulates state and behaviour. An object is an instance of a class. E.g. John is an object which is an instance of a Person.

Object Catalogue This is a document which presents the classes and attributes of the CorDM and their definitions.

Package A UML construct that organizes model elements into groups, making UML diagrams simpler and easier to understand. Packages are depicted as file folders, commonly used in use-case and class diagrams because these models have a tendency to grow.

Package View Browser Mechanism for navigating the model on the website.

Strategic Class Model This is the central model of the CorDM. All classes and their associations reside in this model, organised into top level packages known as strategic classes.

XML Schema The CorXML schema is produced from the CorDM. The purpose of XML schemas is to facilitate and validate the exchange of information.